

NEW PRODUCT!

500 Series Split Super-LED® Lightheads

TIR6™ AND LIN6™ STYLE LIGHTHEADS



TIR6 horizontal mount.

LIN6 horizontal and vertical mounts.

An almost limitless choice of single or split color lightheads with housing and mounting options to meet all your requirements.

FEATURES

- New split color Super-LED modules with clear outer lens.
- Wide angle visibility and high intensity rivals strobe with only 30% of the amp draw.
- 12 VDC.
- Whelen's SmartLED® design alternately or simultaneously flashes each color segment (3 x 3) in any of five Scan-Lock™ flash patterns in Phase 1 & Phase 2 and includes Steady-Burn.
- The "synch" interconnect wire allows up to eight lightheads to be synchronized together.
- TIR6 and LIN6 modules are available in any combination of split colors: amber, blue, red or white.
- Each module requires a mounting option, for horizontal or vertical mounting, in a wide range of choices. These mounting accessories, purchased separately, meet all your specific needs: chrome plated or black polycarbonate trim ring, surface mount, rubber grommet, pedestal/swivel mount, or round bar mounts.
- 6" integral wire leads include AMP Mate-N-Lok® connectors.
- Epoxy encapsulated electronics provide vibration and moisture free performance.
- 5 year warranty on LEDs.

LIN6 Super-LED

The 500 Series LIN6 lightheads are designed for wide angle light dispersion. Split color lightheads provide super bright illumination through a clear outer lens with a choice of horizontal or vertical lenses for directional lighting to match mounting orientation.

Models

50**2ZCR Split colors amber, blue, red or white, horizontal mount

5V**2ZCR Split colors amber, blue, red or white, vertical mount



LIN6 with optional surface mounted 5LSMAC.

TIR6 Super-LED

500 Series TIR6 split lightheads feature a six Super-LED panel, three Super-LEDs per color, in a single lighthead. Combined with the TIR clear outer lens, this design maximizes light output for peak split color light dispersion.

Model

50**3ZCR Split colors amber, blue, red or white, horizontal mount only

* Replace asterisk in model number with desired color: A=Amber, B=Blue, R=Red, C=White



TIR6 with optional surface mounted 5TSMAB.

500 Series Super-LED® Split Lighthead

Available in Red, Amber, White and Blue

Form# 5SPL0307

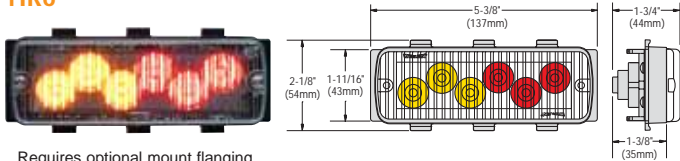


All Whelen Products are proudly made in the U.S.A.

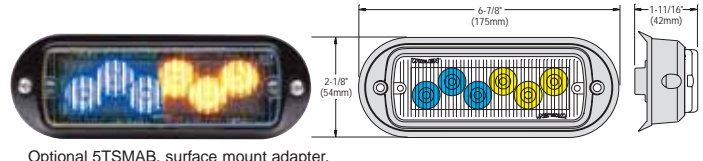
WHELEN
ENGINEERING COMPANY, INC.
Engineers for the Emergency Warning Industry

500 Series Split Super-LED® Lightheads Specifications and Dimensions

TIR6™

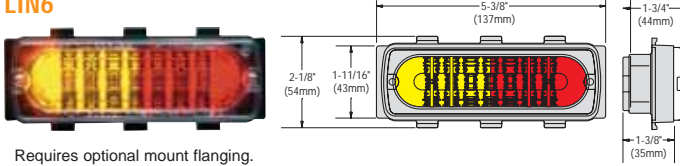


Requires optional mount flanging.

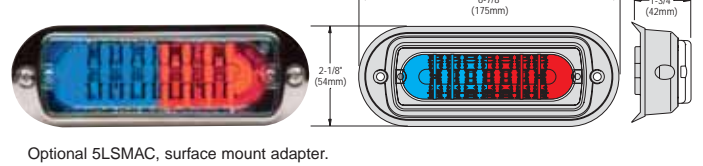


Optional 5TSMAB, surface mount adapter.

LIN6™



Requires optional mount flanging.



Optional 5LSMAC, surface mount adapter.

Options

- 5FLANGEB Black trim ring kit
- 5FLANGEC Chrome plated trim ring kit
- 5FLANGEP Polished aluminum flange
- 5GROMMET Grommet mount kit
- 5TSMAB Black surface mount adapter, TIR6 Super-LED only
- 5TSMAC Chrome plated surface mount adapter, TIR6 Super-LED Only
- 5LSMAB Black surface mount adapter for linear Super-LED only
- 5LSMAC Chrome plated surface mount adapter for linear Super-LED only
- 5BRUSH Aluminum brush guard, includes surface mount adapter for TIR6 Super-LED only
- 5HSGPED Pedestal swivel mount kit, includes housing and flange
- 5HSGB1 7/8" to 1" round bar mount kit, includes housing & flange
- 5HSGB125 1-1/4" round bar mount kit, includes housing and flange
- 5BKT1 Mounting bracket for 500 Series Super-LED, universal mounting bracket
- 5BKT2 Mounting bracket for 500 Series TIR6 for Harley-Davidson®, fog light mount
- 5GI5LRC Grille mount chrome housings, for International 7400 Series 2005, pair, surface mount
- 5GF5LRC Grille mount chrome housings, for Ford "F" Series 2005, pair, surface mount
- 5GC5LRC Grille mount chrome housings, for Chevrolet 4400/4500 Kodiak Series & 5500 Series with mesh grille, 2005-2006, pair, surface mount
- 5II5LRC Intersector (Fender) mount chrome housings, for International 7400 Series 2005, pair, surface mount
- 5IE5LRC Intersector (Fender) mount chrome housings, for Ford "E" Series 2005, pair, surface mount
- 5IF5LRC Intersector (Fender) mount chrome housings, for Ford "F" Series 2005, pair, surface mount
- 5IC5LRC Intersector (Fender) mount chrome housings, for Chevrolet 4400/4500, Kodiak Series & 5500 Series with mesh Grille, 2005-2006, pair, surface mount
- 5HI5LRC Hood mount chrome housings, for International 7400 Series 2005, pair, surface mount
- 5HE5LRC Hood mount chrome housings, for Ford "E" Series 2005, pair, surface mount

Scan-Lock™ Flash Patterns

- 1 - SignalAlert™Phase 1
- 2 - SignalAlertPhase 2
- 3 - CometFlash®Phase 1
- 4 - CometFlashPhase 2
- 5 - DoubleFlashPhase 1
- 6 - DoubleFlashPhase 2
- 7 - SingleFlashPhase 1
- 8 - SingleFlashPhase 2
- 9 - ComAlert™Phase 1
- 10 - ComAlertPhase 2
- 11 - Steady



Route 145, Winthrop Road
 Chester, Connecticut 06412-0684
 (860) 526-9504 • Fax: (860) 526-4078
 www.whelen.com



Whelen Engineering reserves the right to upgrade and improve products without notice.